


SIT31016

Certificate III in Patisserie

INTERNATIONAL STUDENTS

CRICOS CODE: 092020A



+


HELLO THERE, OUR DREAM IS TO HELP YOU **MAKE GREAT HAPPEN**

OVERVIEW

Make delicious pastries and desserts


Study classical and contemporary patisserie techniques, and have the opportunity to enhance your creative and artisan skills in the production of gateaux, pastries, petit fours, desserts and chocolate confectionery as well as buffet showpieces. This is a highly enjoyable and creative course, which will see you qualified to produce feasts for the eyes and the palate. Cooks with pastry skills are highly sought-after for their expertise and this course will prepare you for employment in bakeries, pastry kitchens, confectioner's shop, restaurants and hotels.

[...more online](#)



LOCATION/S

South Bank



DURATION

COURSE DETAILS

Key dates

Location	Workload	Delivery	Key Date
South Bank, Brisbane	Full Time	Classroom	16/07/2018 29/01/2019 15/07/2019 28/01/2020

Entry requirements

- English Language Proficiency:
Academic IELTS 5.5 (no individual band less than

[...more online](#)

Resources required

It is recommended that students have access to a reliable internet connection to access TAFE Queensland's online learning

[...more online](#)

COSTS

The course cost indicated is for students on an international student visa. If you are visiting Australia on a non-student visa, (e.g. partner visa, working holiday, employer sponsor etc.) please contact us directly for the price applicable to you.

For more information visit:

[...more online](#)

Location	Cost	Duration
South Bank, Brisbane	\$14,000	1 Year

OUTCOMES

Outcome

SIT31016 Certificate III in Patisserie 092020A

University Pathways

If you want to go on to further study at university, TAFE Queensland has a pathway option to get you there. In many cases, completing one of our diplomas will give you a full year of credit towards a degree with one of our partner universities. That means cutting down the amount of time you need to complete your degree, or even enrolling straight into the second year of your university course.

Our pathway partners include:



Job prospects

- Pastrycook's Assistant
- Pastrycook

ARE YOU READY TO TAKE THE NEXT STEP ON YOUR PATH TO GREAT?

Enrol today to secure your spot in this course.

HOW TO ENROL

Application Process

Applying to TAFE Queensland International is easy. You can submit an application at any time, but get in early as positions are limited. Follow the steps below to apply to study at TAFE Queensland.

Before you apply

1. Check the evidence required to apply for your visa

Before you apply to study at TAFE Queensland, you should check what



Units

To achieve this qualification you will need to complete 22 units:

Core Competencies: 18

Elective Competencies: 4

Stage 1

SITXWHS101	Participate in safe work practices	Core
SITHKOP101	Clean kitchen premises and equipment	Core
SITHCCC201	Produce dishes using basic methods of cookery	Core
SITHCCC101	Use food preparation equipment	Core
SITHPAT303	Produce pastries	Core
BSBWOR203B	Work effectively with others	Core
SITHPAT304	Produce yeast based bakery products	Core
SITXINV202	Maintain the quality of perishable items	Core
SITXFSA101	Use hygienic practices for food safety	Core
BSBSUS201A	Participate in environmentally sustainable work practices	Core
SITHPAT306	Produce desserts	Core
SITHCCC307	Prepare food to meet special dietary requirements	Elective

Stage 2

SITXHRM301	Coach others in job skills	Core
SITHPAT302	Produce gateaux, torten and cakes	Core
SITHPAT301	Produce cakes	Core
SITHCCC207	Use cookery skills effectively	Core
HLTAID003	Provide first aid	Core
SITHPAT305	Produce petits fours	Core
SITXFSA201	Participate in safe food handling practices	Core
SITHPAT404	Design and produce sweet buffet showpieces	Elective
SITHPAT402	Produce chocolate confectionery	Elective
SITHCCC304	Produce and serve food for buffets	Elective

Disclaimer

Not all electives available at all campuses

UNITS

documents and evidence you will need to provide to the Department of Home Affairs (HA) to support your visa application.

How to check what evidence you will need to provide to obtain a visa:

- Visit the [Student Visa \(subclass 500\)](#) page on the HA website
- Scroll down to the Document Checklist Tool
- Select the country listed on your passport
- Enter 03020E in the Education Provider CRICOS code field
- Answer the final question: I am one of the following
- Click the Display Evidence button
- Read through the Documentary Evidence List to find out what you will need to submit with your visa application

2. Review Admissions criteria and key dates

- [English Language Entry Requirements](#)
- [Academic Entry Requirements](#)
- [Key Dates](#)

Some courses require you to meet additional entry requirements eg. Submit a portfolio or artwork with your application. Please check individual course requirements via the [Course page](#).

3. Prepare your certified supporting documents

If you are an international student applying directly to TAFE Queensland, you will need to include [certified copies](#) of the following documents to support your application:

- Copy of passport
- Educational certificate and academic records
- English language test results

4. Applying as a mature aged student

Mature age students (at least 21 years of age and with work experience/other qualifications) may be admitted into a program without meeting the formal academic requirements.

The following documentation is required to support your application:

- Current CV
- References on company letterhead from current or previous employers

Where previous study/employment was conducted in English, submit a certified letter from the educational institution/employer confirming the language of instruction/employment was English.

5. Under 18 students

International student visa applicants under the age of 18 will only be accepted where they demonstrate that they will be accompanied by a parent, legal custodian or a suitable relative who is aged 21 or over. For more information visit [Department of Home Affairs](#) website.

Submit your application

Submit your application and supporting documents through TAFE Queensland's



[online application portal](#) or through a TAFE Queensland [Registered Agent](#) who can guide you through the enrolment process.

Receive your Letter of Offer

Accepting your Letter of Offer

Note the expiry date for acceptance.

- Meet all conditions as outlined in your Letter of Offer and Acceptance
- Read and agree to the Terms and Conditions of your Letter of Offer and Acceptance
- Read the [International Student Refund Policy](#)
- Read the TAFE Queensland [student rules](#)
- Pay the tuition fees as stated in your Letter of Offer
- Pay for Overseas Student Health Cover (OSHC) as stated in your Letter of Offer, or arrange your own OSHC for the duration of your visa.

Next Step

Receive your Confirmation of Enrolment (eCoE -required for visa lodgement). You will use this document to apply for your [student visa](#).

Apply for your visa

To apply for your student visa, visit the [HA website](#) and click Apply Now. Follow the steps to create your ImmiAccount and apply for your visa.

Travel to Queensland and attend Orientation

Once you have received your student visa, you can travel to Queensland ready to attend the TAFE Queensland International [Orientation](#).

Make your future happen

Connect with TAFE on Facebook