

TAFE_OPEN WIFI SETUP

Android



Before you start.

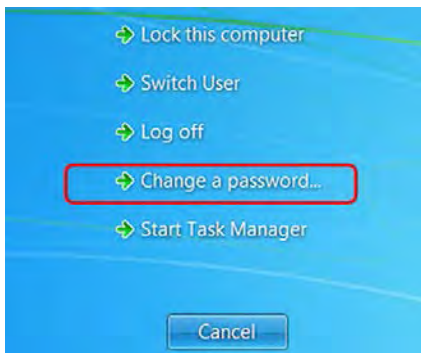
If you were provided with a temporary password for your new account please ensure you have logged into a TAFE computer and set a new password before attempting to connect to the TAFE_OPEN WiFi network.

If you have a working password please go to the next section *Steps to Connect to TAFE_OPEN*.

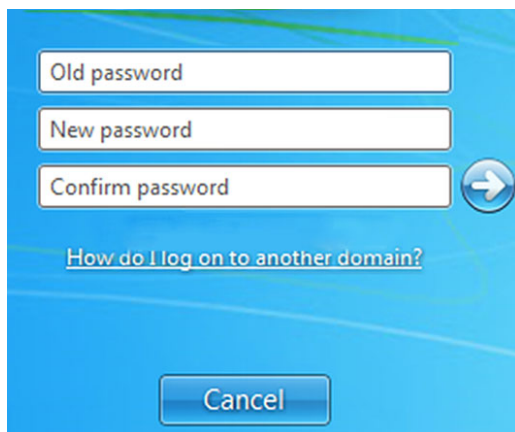
1. To Log in using your temporary password press CTRL + ALT + DELETE



2. An option Screen will appear. Click *Change a password*.




3. Fill out the three blank fields. Enter your temporary password.
Provide a new password and confirm it.
Click the arrow button to proceed with password change.

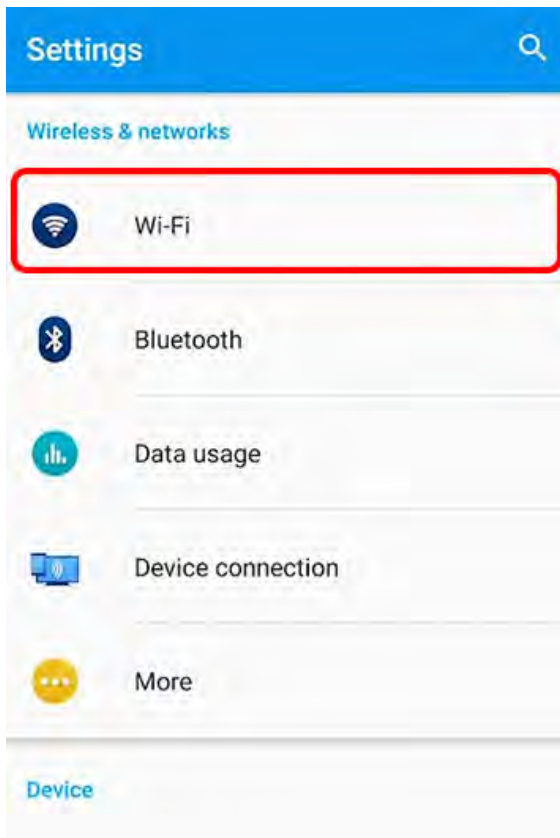


Steps to Connect to TAFE_OPEN

1. To connect to the network open the settings app.



2. Select the Wifi option from your settings app.

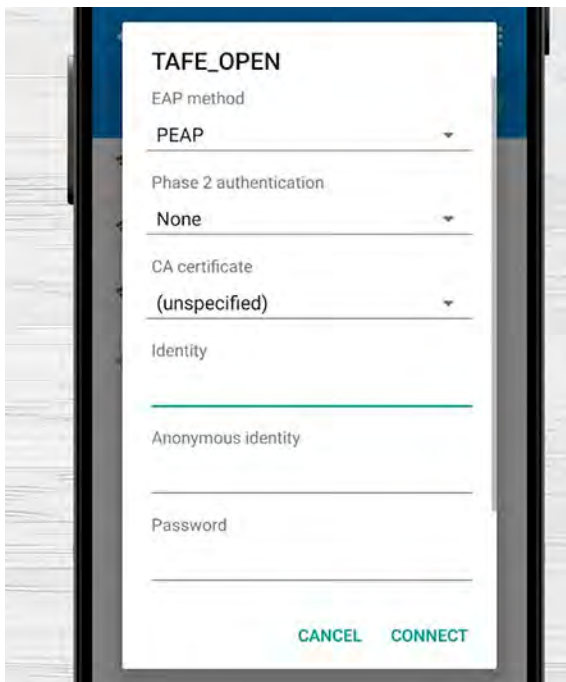


TAFE QUEENSLAND **CONNECTING TO TAFE_OPEN WIFI**

3. You will now see all the available WiFi networks in your area.
Select the network called TAFE_OPEN.



4. An authentication window will open and you will now be required to enter some login information into the Identity field.
Leave the settings for phase 2 authentication and CA certificate as they are.



1300 308 233
www.tafeqld.edu.au/tech-support

RTO NO. 31396 | CRICOS NO. 02014M

**MAKE
GREAT
HAPPEN**



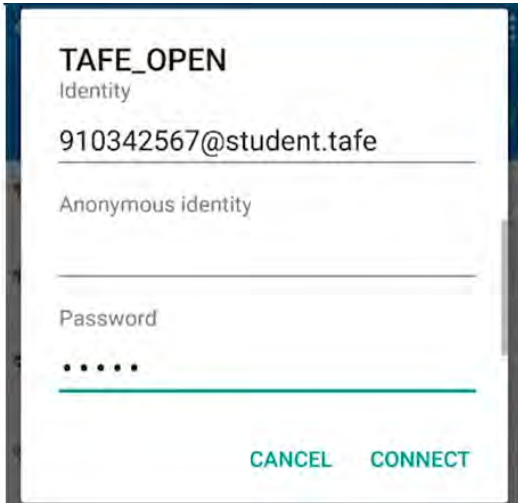
TAFE QUEENSLAND **CONNECTING TO TAFE_OPEN WIFI**

5. In the Identity field please enter your username, remember your username is your student ID number entered in the following format like this example.

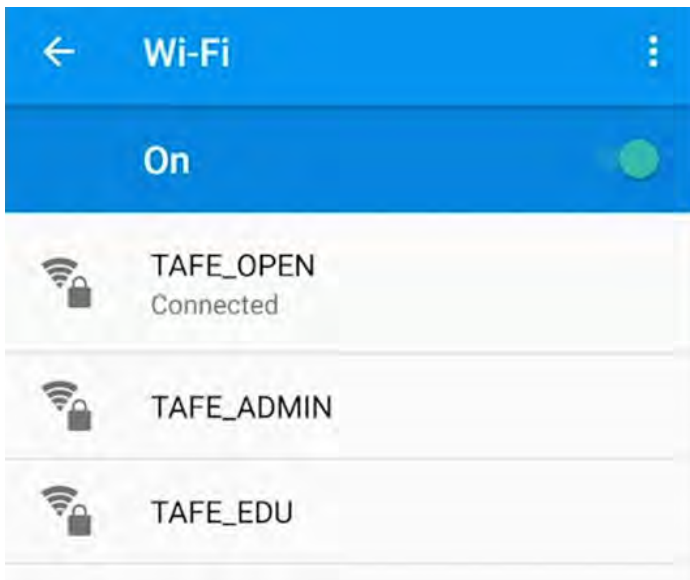
studentnumber@student.tafe (e.g. 123456789@student.tafe).

Now scroll down to the password field and enter your password, remember your password is your network password.

Now select connect.



6. Your device will now take a moment to make the connection to the TAFE_OPEN network. You will now see the TAFE_OPEN Wifi network has the status of connected on your list of available WiFi networks.



If you have forgotten or need to reset your password, use the TAFE Password Manager located on the Technical Support page.

<http://www.tafeqld.edu.au/tech-support>

For further password issues please contact us or call 1300 308 233.



1300 308 233

www.tafeqld.edu.au/tech-support

RTO NO. 31396 | CRICOS NO. 02014M

**MAKE
GREAT
HAPPEN**

