



THIRD PARTY BRANDING – EXAMPLE APPLICATIONS

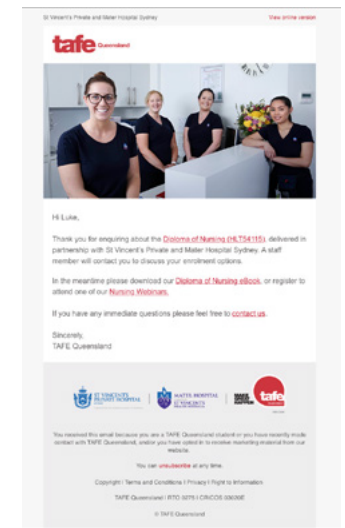
Where possible the Q-device should always be used in the bottom right-hand corner of collateral with partner logos locked to our positioning statement and separated by an appropriately coloured key line.



Third party logo lock-up brochure application



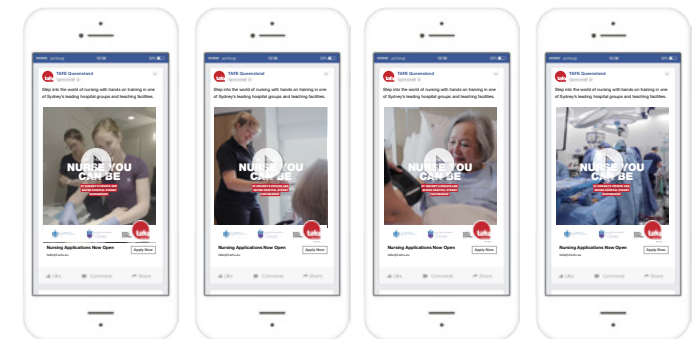
Third party logo lock-up out of home application



Third party logo lock-up nurture application



Third party logo lock-up digital advertising application



Third party logo lock-up social advertising application