

International Student Timetable

MSF30322-KITBAT Certificate III in Cabinet Making

Acacia Ridge Training Centre, 247 Bradman Street, Acacia Ridge QLD 4110

Course Orientation							
Monday 13 July, 7:30am to 3.15pm Meet: Under roof area B and C blocks							
Start date	13 July 2026	End date	21 June 2028	Year	2026-2028		
Group	GRP15	Study load	Full time	Version	1	Issued	20/11/2025

Tafe Attendance

Monday to Wednesday: 7:30 am to 3:15 pm

Semester 2, 2026

TAFE Attendance:	Monday 13 July 2026	-	Wednesday 16 September 2026
Holidays (no attendance):	Thursday 17 September 2026	-	Friday 2 October 2026
TAFE Attendance:	Tuesday 6 October 2026	-	Wednesday 9 December 2026
Holidays (no attendance):	Thursday 10 December 2026	-	Tuesday 26 January 2026

Semester 1, 2027

Vocational Placement:	Wednesday 27 January 2027	-	Wednesday 31 March 2027
Holidays (no attendance):	Thursday 1 April 2027	-	Friday 16 April 2027
TAFE Attendance:	Monday 19 April 2027	-	Wednesday 23 June 2027
Holidays (no attendance):	Thursday 24 June 2027	-	Friday 9 July 2027

Semester 2, 2027

TAFE Attendance:	Monday 12 July 2027	-	Wednesday 15 September 2027
Holidays (no attendance):	Thursday 16 September 2027	-	Friday 1 October 2027
Vocational Placement:	Tuesday 5 October 2027	-	Wednesday 8 December 2027
Holidays (no attendance):	Thursday 9 December 2027	-	Friday 21 January 2028

Semester 1, 2028

TAFE Attendance:	Monday 24 January 2028	-	Wednesday 29 March 2028
Holidays (no attendance):	Thursday 30 March 2028	-	Thursday 13 March 2028
TAFE Attendance:	Tuesday 18 April 2028	-	Wednesday 21 June 2028

Public Holidays – Do not attend TAFE or Work Placement

Wednesday 12 August 2026	Royal Queensland Show (Brisbane region)
Monday 5 October 2026	Kings Birthday
Tuesday 26 January 2027	Australia Day
Monday 29 March 2027	Easter Monday
Monday 3 May 2027	Labour Day
Wednesday 11 August 2027	Royal Queensland Show (Brisbane region)
Monday 4 October 2027	Kinds Birthday
Wednesday 26 January 2028	Australia Day
Monday 29 March 2028	Easter Monday
Monday 1 May 2028	Labour Day



Semester 2, 2026	
Competency Code	Competency Name
CPCWHS1001	Prepare to work safely in the construction industry
MSMWHS200	Work safely
MSMSUP102	Communicate in the workplace
MSFGN2001	Make measurements and calculations
MSMSUP106	Work in a team
MSMENV272	Participate in environmentally sustainable work practices
MSFFM2013	Use furniture making hand and power tools
MSFFM2016	Join solid timber
MSFFM3031	Prepare cutting lists from design and production documentation
MSFFM2018	Operate basic static machines safely
MSFFM3038	Set up, operate and maintain automated edge banding machines
MSFFM3029	Select timbers for furniture production

Semester 1, 2027	
Competency Code	Competency Name
VPC200	Wednesday 27 January 2027 to Wednesday 31 March 2027
MSFFM2019	Assemble furnishing components
MSFFF2012	Prepare surfaces for finishing
TLID0021	Store and handle dangerous goods and hazardous substances
MSFFF2014	Apply surface coatings by spray gun


Semester 2, 2027	
Competency Code	Competency Name
VPC201	Tuesday 5 October 2027 to Wednesday 8 December 2027
MSFGN3006	Estimate & cost jobs
MSFFM3024	Construct jigs and fixtures
MSFFM3026	Produce angled and curved furniture using manufactured board

Semester 1, 2028	
Competency Code	Competency Name
MSFFM3030	Produce manual and computer-aided drawings
MSFFM3041	Determine requirements for installation of cabinets
MSFGN3005	Read/interpret work documents
MSFKB2003	Prepare for cabinet installation
MSFFM3042	Fabricate cabinetry
MSFFM3043	Install cabinetry
MSFFM2014	Select and apply hardware

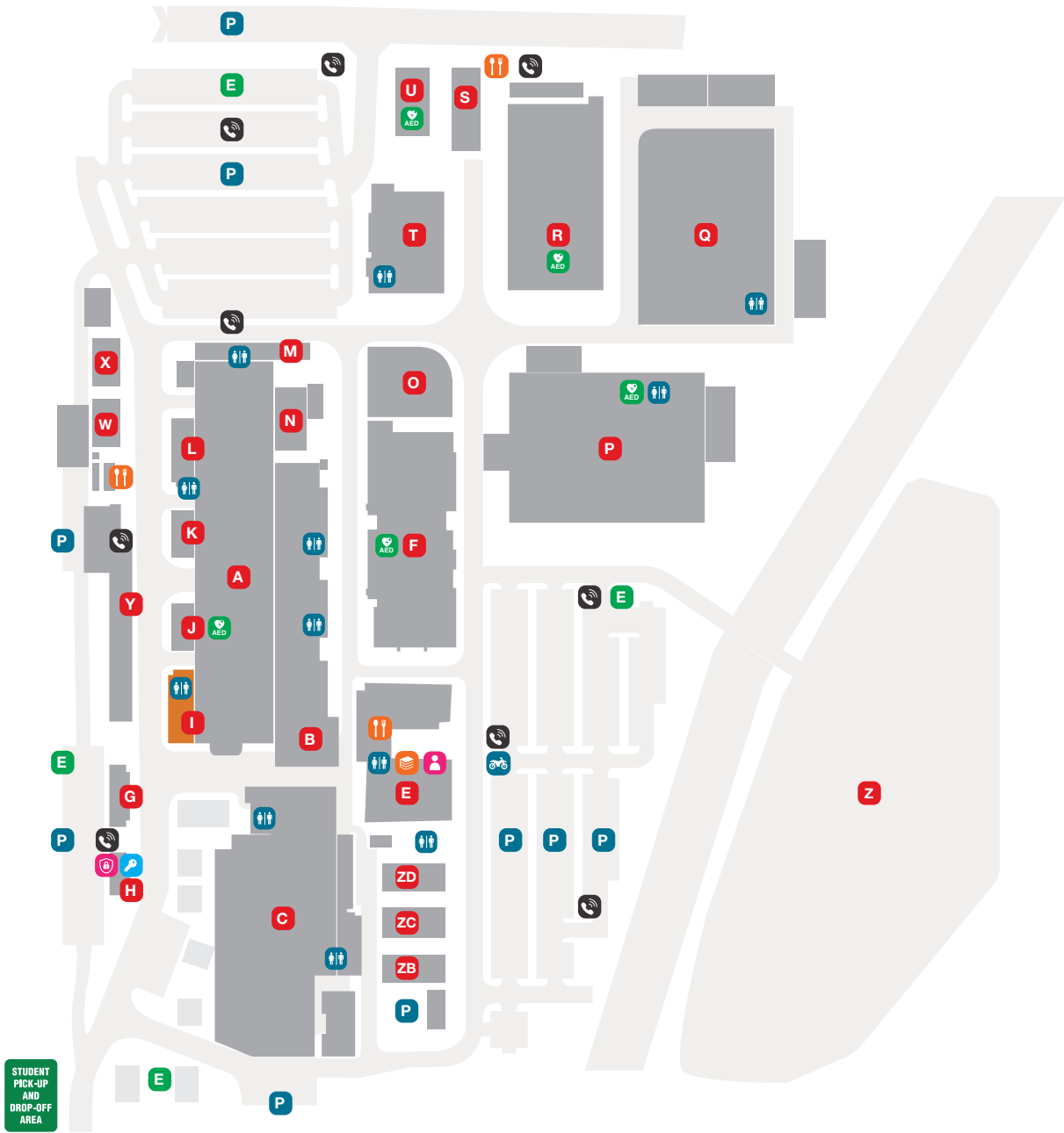


Acacia Ridge Campus Map















247 Bradman St, Acacia Ridge QLD 4110

 Campus Security
0428 101 136

 This is a smoke and
vape-free campus



Key

	Customer Service Centre		Facilities Office
	Security		Public Transport
	Library		Motorcycle Parking
	Evacuation Assembly Point		Parking
	Emergency Call Point		Toilets
	Defibrillator		Accessibility Toilet
	Food		Wheelchair Access

Faculty Admin Offices

A	Carpentry, Plumbing	Q	Light Automotive
B	Furnishing	R	Heavy Automotive
C	Painting and Decorating, Finishing Trades, Stonemasonry	S	Recreational Vehicle
E	Customer Service Centre, Library, Auditorium	T	Electric Vehicle
F	Electrotechnology	U	Hybrid and Battery Electric Vehicle
I	Foundation	T	Electric Vehicle
P	Engineering	Z	Queensland Rail

READY TO ACCESS

Enrolled



What to expect when your enrolment is complete:

- ▶ TAFE Queensland will send you an email with your Confirmation of Enrolment (COE).
- ▶ The COE contains your nine (9) digit student number.
- ▶ The COE will be sent to the email you used when you enrolled e.g. a personal email.
- ▶ Use your student number to create your network password².

IMPORTANT NOTE:

The student number used in this document (427483999), is an example number only. Please use your own student number when accessing the systems and tools.

TAFE Queensland Single Sign On

Required for some online access.



Login

- ▶ Username: 427483999@tqstudent.edu.au
- ▶ Password: Your network password

Wi-Fi on Campus

Access free Wi-Fi on campus.



Login

- ▶ Network Name: TQGuest
- ▶ Password: MakeGreatHappen!

Troubleshooting

- ▶ [Get connected with free guest WiFi³](#)

TAFE Computer

Required when using a TAFE computer in class or library.

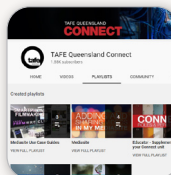


Login

- ▶ Username: 427483999
- ▶ Password: Your network password
- ▶ Reset Password: [Password Manager¹](#)

Connect

Access your online learning resources using an internet-browser.



Login

- ▶ Username: 427483999@tqstudent.edu.au
- ▶ Password: Your network password
- ▶ Access link: [Connect Login⁴](#)

Troubleshooting

- ▶ You will encounter two separate login screens, as shown in the video. [Connect SSO login - Student⁵](#)
- ▶ The preferred browser is Google Chrome.

Password Reset Manager

Set / reset your network password.



Login

- ▶ Username: 427483999
- ▶ Password: Your network password
- ▶ Reset Password: [Password Manager¹](#)

Troubleshooting

- ▶ You can set your own password. You will need to answer two questions.
- ▶ Then an SMS containing your security code, is sent to your mobile number.
- ▶ [Technical Support for Students²](#)

Brightspace Pulse App

A mobile friendly App version of Connect.



Login

- ▶ Username: 427483999@tqstudent.edu.au
- ▶ Password: Your network password

Troubleshooting

- ▶ Download from App store or Google Play. Open App and pick school - TAFE Queensland.

¹ <http://passwordreset.tafeqld.edu.au>

² <https://tafeqld.edu.au/current-students/online-services/technical-support>

³ <https://tafeqld.edu.au/wifi>

⁴ <https://connect.tafeqld.edu.au>

⁵ <https://tafeqld.au.panopto.com/Panopto/Pages/Viewer.aspx?id=747a752e-1843-408a-ba8d-af630069644f&start=0>

⁶ <https://library.tafeqld.edu.au>

Need more help:

Contact TAFE Queensland Customer Support or a TAFE Queensland library for assistance, or check out <https://library.tafeqld.edu.au>⁶

MAKE
GREAT
HAPPEN



READY TO ACCESS

Student Portal

Access your current study plan and results. Pay your fees and apply for a VET student loan. Update your address and contact details. Access live chat for support.



Login

- ▶ Username: 427483999
- ▶ Password: Your network password (via single sign-on)
- ▶ Access link: [Student Portal](#)⁷

Troubleshooting

- ▶ [Student Portal FAQs](#)⁸ and
- ▶ [How to log in on a computer or mobile phone](#)⁹

Microsoft 365 and Student Email

Access Office for desktop, cloud and other tools and your TAFE Queensland provided email.



Login

- ▶ Username: 427483999@tqstudent.edu.au
- ▶ Password: Your network password

Troubleshooting

- ▶ Additional information: [Microsoft 365 \(formerly Office 365\)](#)¹⁰
- ▶ [Student Emails & Email Access](#)¹¹

Studiosity

Chat live with a Studiosity tutor. Upload assignments to get feedback on your writing.



Login

- ▶ Username: Access via Connect only
- ▶ Password: 4 digit pin (you will create this when you log in to Studiosity for the first time).

Troubleshooting

- ▶ [Studiosity - On-Demand Study Help](#)¹²

bksb

A tool to give you an idea of your current Maths and English levels and help you improve them.



Login

- ▶ Username: 427483999
- ▶ Password: After enrolment you will receive an email invitation to complete the bksb.

The invitation is sent to the email you provided at the time of enrolment/current in the Student Portal. You will be asked to download the bksb guide and read the login instructions. Your first-time password is not the same as your TAFE login. It is contained in the guide.

- ▶ Password Reset: Password reset is available on the bksb login screen. An email will be sent to the one you provided at the time of enrolment.

Troubleshooting

- ▶ [bksb Guide](#)¹³

Library Databases

Access a wide range of databases specifically selected to support your study, including ClinicalKey & Australian Standards Online¹⁴.



Login

- ▶ Username: 427483999@tqstudent.edu.au
- ▶ Password: Your network password
- ▶ Access link: [A-Z Databases](#)¹⁴

⁶ <https://library.tafeqld.edu.au>

⁷ <https://tafeqld.t1cloud.com/>

⁸ <https://tafeqld.edu.au/student-portal-faq#accordion-12d8f906f4-item-c84d0b3525>

⁹ <https://www.youtube.com/watch?v=9UAMr2pWB3k>

¹⁰ <https://tafeqld.edu.au/current-students/it/office-365>

¹¹ <https://tafeqld.edu.au/current-students/it/student-email>

¹² <https://tafeqld.edu.au/current-students/support-services/studiosity>

¹³ <https://tafeqld.edu.au/content/dam/tafe/en/documents/pdfs/entry-requirements/BKSB-student-start-up-guide-TQ-2018-V1.pdf>

¹⁴ <https://library.tafeqld.edu.au/az.php>

Need more help:

Contact TAFE Queensland Customer Support or a TAFE Queensland library for assistance, or check out <https://library.tafeqld.edu.au>⁶